

MIF3400B

AKA

Description 3P 500V 400A BUSBAR FILTER

Device rfi filter

Current 400A 40°C

Earthing stud M10 25Nm

Enclosure aluminium 3mm

Loss 14.1W/ph

Leakage 663.42mA operating

Mass 22.12kg

Mounting 818x360(62)mm M12 30Nm

PCB fr4 avlv2 VW-1 600V 105°C

Potting air

Power 332.2kW(96kW)

Protection IP00

Resistance 88uR/ph

Residual 595 5s, 0V 270s

SCCR 30kA

Supply 400/480V 50/60Hz

Terminal Cu 35x3.5mm C106 M12 30Nm

Varistor 680V 6.5kA (1000Vdc)

Withstand 2900Vdc 60s w/out mov

Altitude 1000m (3000m w/derating)

Bonding 25A 50/60Hz

Class class I

Environment -25/+85/21

Flammability ULV2 min

Humidity 93% RH non-condensing

Insulation 500Vdc ≥3.5MR

Material group IIIB

MTBF 22yrs (MIL-HDBK-217F)

Overload 135% 2hrs 150% 60s

Overvoltage category II

Packaging ASTM D7386

Pollution degree II

Shock 15g 11ms

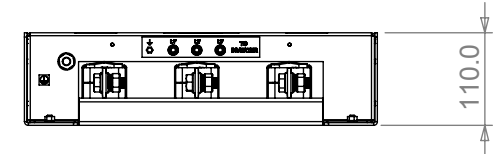
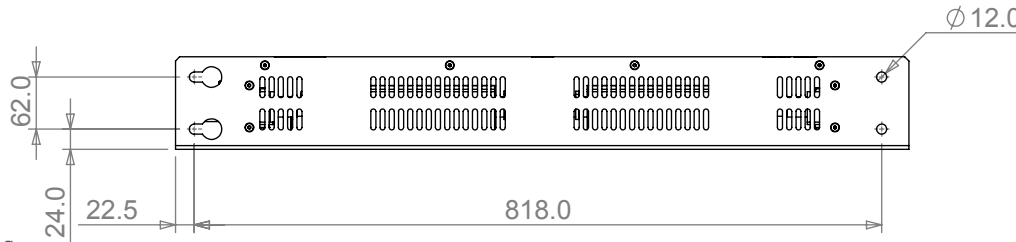
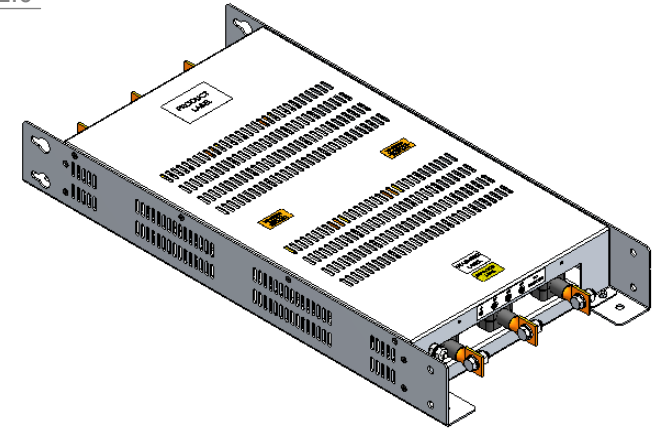
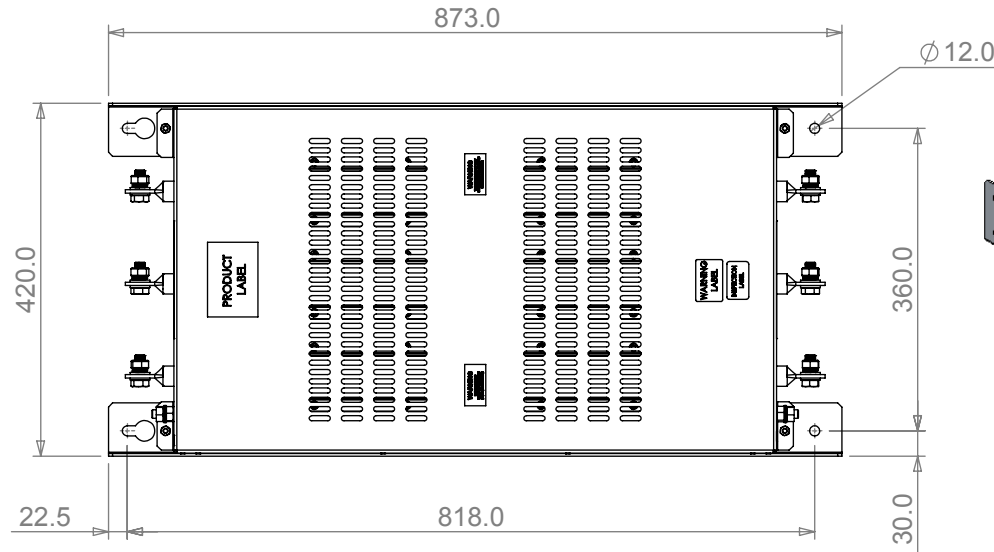
Spacing ≥50mm gap

Vibration 5-55Hz 350um 55-500Hz 2G

EU CE EN60939

US uR UL1283

CAN cUR CSA22.2



Tel No. +44(0)1724 273200
Website www.dem-uk.com



PROPRIETARY AND CONFIDENTIAL:

THE INFORMATION CONTAINED IN THIS DRAWING IS THE SOLE PROPERTY OF ALPHA 3 MANUFACTURING. ANY REPRODUCTION IN PART OR AS A WHOLE WITHOUT THE WRITTEN PERMISSION OF ALPHA 3 MANUFACTURING IS PROHIBITED.

DEM Manufacturing, Deltron Emcon House, Hargreaves Way, Sawcliffe Ind. Park, Scunthorpe, North Lincolnshire, DN15 8RF, UK

UNLESS OTHERWISE SPECIFIED DIMENSIONS ARE IN MILLIMETRES
LINEAR & RADIAL TOLERANCE:
NO DECIMAL PLACES ±0.5mm
1 DECIMAL PLACE ±0.25mm
2 DECIMAL PLACES ±0.125mm
ANGULAR TOLERANCE: ±1°

DO NOT SCALE DRAWING

THE FINISHED PRODUCT SHOULD BE CLEAN AND FREE FROM ALL LIQUIDS AND DEBRIS. SURFACES SHOULD BE OF UNIFORM APPEARANCE FREE FROM SHARP EDGES, BURRS AND CORROSION

AUTHOR

DATE

THIRD ANGLE PROJECTION



SW

DATE

SHEET 1 OF 1

SCALE 1:20
A4

TITLE

SPECIFICATION

DRAWING NO.

MIF3400B

ISSUE

05

Release

ROXBURGH ELECTRONICS LTD
FILTER INSERTION LOSS CHARACTERISTICS
CISPR 17 - 50 OHM METHOD

MIF3400B

